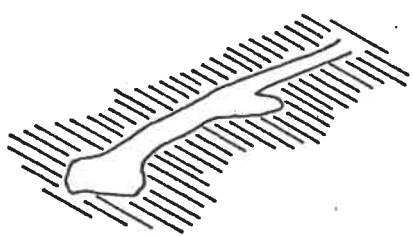
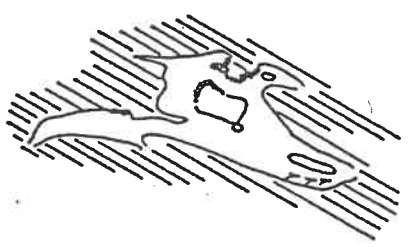
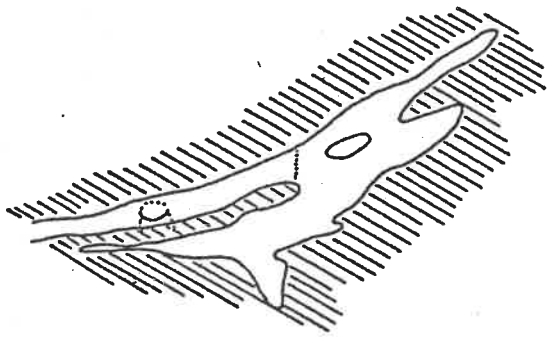


Coupes Transversales

- ①
- ②
- ③
- ④
- ⑤
- ⑥
- ⑦
- ⑧
- ⑨
- ⑩
- ⑪



☛ Galets de remplissage

Coupe E - W du fond du puits

Echelle : 0 5 10m